



UKC[®] JUNIOR

PARTICIPANT HANDBOOK



ACKNOWLEDGMENT & OVERVIEW

The future of sport of dogs can be best served by mentoring our next generation of dog show enthusiasts, which is **YOU**, the Junior Participant. UKC® offers a family-orientated environment for you to learn and grow in the sport of dogs.

By taking part in the UKC Junior's program, it gives children ages 2-18 an opportunity to learn responsible dog ownership by participating in many types of dog sports while gaining valuable lessons and making lifelong friendships.



PREPARING FOR SHOWMANSHIP

Participating in a Junior Showmanship (Conformation) or Junior Handling (Performance) competition allows the junior to enhance their knowledge and proficiency of handling a dog to its best advantage. It is encouraged that you have an open mind to learning new ways of training and presenting the dog you show. Here are some things to keep in mind:

THE JUNIOR SHOW-PERSON'S ATTIRE


Special attention should be given to your overall appearance. It shows the judge that you are going into the ring to do your best.



Clothes should be clean and appropriate for showing. Appropriate attire includes dresses, skirts, slacks, dress shirts, or casual wear. Ties and jackets are optional.



Clean blue jeans are acceptable but not preferred. Colored jeans or corduroys are more acceptable.



Ragged or torn clothing, clothing that is too bulky, too short, or allows excessive skin exposure is not acceptable.



Shoes should be comfortable and fit properly. Preferably have soles that will not slip. Preferred footwear might be clean athletic shoes, casual shoes, or flat-soled shoes.



For safety, sandals, flip flops, high heels, clogs, and shoes that might slip off while showing are not recommended.

Whatever outfit you choose, it should be of good taste and balanced with your dog, so it does not distract from your presentation.

TRAINING YOUR DOG FOR THE RING

It is important that you work with and train your dog. A dog that is well-trained will usually have a better presence in the ring. Training also builds a bond between you and your dog, making you a good team.



You will need to learn how to properly stack and present the dog you are handling. You can get help or tips by talking with the breeder of your dog, your mentor, other exhibitors who own the same breed of dog, and by watching the judging of your breed at a show.



If allowed by the judge, you may want to use a treat or bait to keep the dog's attention. Use only enough to keep your dog animated and focused. Once your dog is responding to you consistently, you can reduce the number of treats and number of times you give them and still get the same response from your dog.




You can use commands such as "Look," "Focus," or "Watch Me" to get your dog's attention. A short, simple command works best.



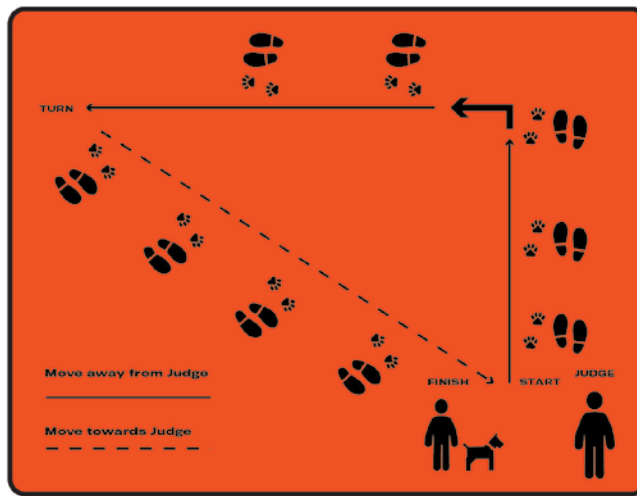
Learn the patterns that you will be doing in the ring (see below). It will take practice to train your dog to perform the patterns well. Walk them through the pattern several times.

Remember to practice and praise!

RING PATTERNS

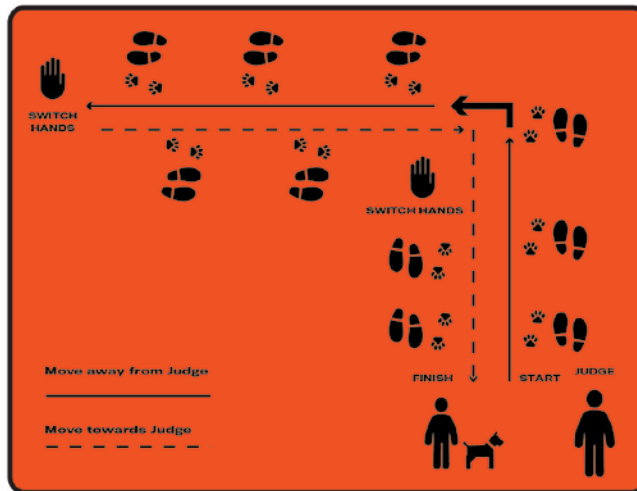


The judge will ask you to go "**Down and Back.**" With Dog on your left side, go to the opposite side of the ring (this can be from any place the judge is standing: straight across or on a diagonal). When you reach the other side, slow down. The dog should always be where the judge can see it clearly. Make a 180 degree turn and return to the judge. The dog remains on your left side. Free-stack your dog with the dog facing the judge. You will remain next to your dog. Return to the end of the line when the judge releases you.



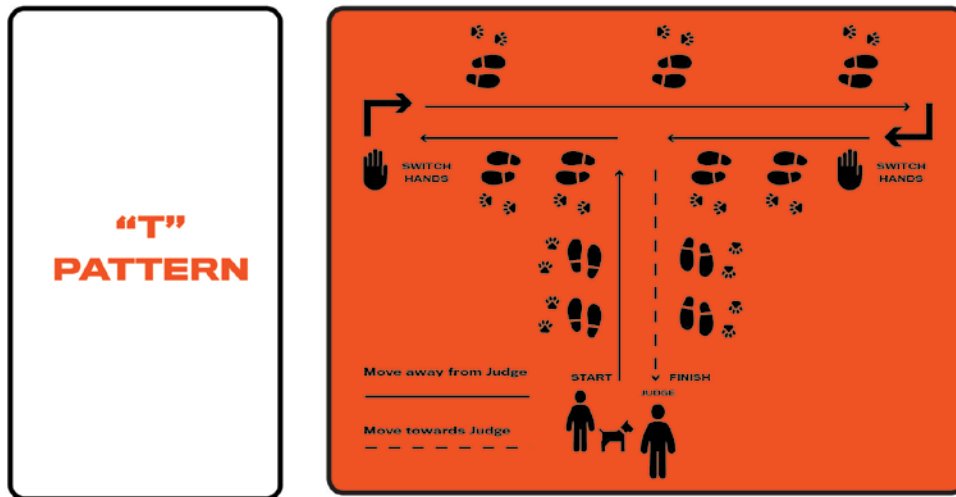
The judge may ask you to do a **Triangle Pattern**. The dog will always be on your left during the Triangle Pattern.

You will start where the Judge is and move to the corner of the ring, then turn 90 degrees. Continue to the next corner, then turn and proceed on the diagonal. Return to the judge. Present your dog to the judge. When the judge releases you, return to the end of the line.



To perform the **“L” Pattern**, you will begin next to the judge and move forward with the dog on your left side. Once you reach the corner, make a 90 degree turn to your left. Proceed forward to the corner and turn 180 degrees, switching the lead from left hand to right hand so the dog is on your right side. Return to the previous corner.

When you reach the corner, you will again switch the lead from your right hand to your left hand, so the dog is once again on your left side. Do a 90 degree turn and return to the judge. Present your dog to the judge, then return to the end of the line when the judge releases you.



To perform the **“T” Pattern**, you will begin next to the judge and move forward to the opposite side of the ring with the dog on your left side. Make a 90 degree turn to your left. Proceed to the corner. Make a 180 degree turn to your right, switching the lead from left hand to right hand. The dog will now be on your right side.

Proceed forward to the opposite corner and turn 180 degrees, switching the lead from your right hand to left hand so the dog will now be on your left side. Proceed to the middle of the ring. Make a 90 degree to your left towards the judge. Present your dog to the judge, and return to the end of the line when the judge releases you.

GROOMING YOUR DOG

Presentation of your dog is one of the most important parts of Junior Showmanship. Grooming is an area that should be taken seriously.



Regular grooming includes keeping the dog’s coat clean and free of mats and parasites. Ears should be clean and free of ear wax. Toenails should be trimmed. Teeth should be free of excessive tarter.



Using the correct tools to groom your dog’s coat is important. You can ask your breeder, mentor, or other exhibitors of your breed what brushes, combs, or other equipment they use to prepare the dog’s coat.



Nail trimming is also very important, not only for the show ring but for the good health of your dog. There are many ways to trim nails. Your breeder, mentor, or other exhibitors will be a good resource to teach you how to do this.

UKC rules state that the dog is to be shown in its most natural state. This means that dogs should not be overgroomed, and they must not be presented with grooming or styling products on their coat or body.

EQUIPMENT

There are several pieces of equipment you will need to show your dog:



All dogs must be shown on a lead. This may be a combination collar/lead or have a separate collar with a detachable lead. Leads should be long enough to properly present your dog and must be made of cloth or leather.



Collars are to be well fitting and made of chain, cloth, or leather.



If the judge allows bait in the ring, you may need a bait bag.



You will also need an armband to wear during competition, which will be provided by the host club. Armbands can be secured on your left arm with rubber bands.

It's always a good idea to have cleaning supplies handy and to keep a plastic bag in your pocket.

UKC JUNIOR MEMBERSHIP PROGRAM

It is not required that junior participants be a member of the UKC Junior Program. However, juniors that are not signed up for the program will not earn points towards the UKC Top Junior Standings when they participate in events. They will still be eligible for awards and prizes at the event.

Upon signing up, each Junior member is assigned a unique member number. The Application for Junior Membership is available on the UKC website.

Points are recorded for every Junior member who participates in Junior Showmanship or in Obedience, Rally Obedience, and Agility. Junior rankings are posted on the UKC website and are updated regularly. All Juniors that finish the year in the top 50 of their sport will receive a certificate of honor from UKC. The top 50 Juniors in Obedience, Rally, and Agility, plus the top 50 Open Juniors and Open Seniors, will receive an invitation to the national Top Junior competition, held annually in Kalamazoo, Michigan.



ENTERING A CONFORMATION SHOW

Event entry forms are available on the UKC website. You, a parent, or the dog's owner will need to fill out an entry form to enter the event. It will need to contain the dog's information, including UKC registration number, as well as your information as a Junior Handler. If you are a UKC Junior Member, please be sure to include your UKC Junior Membership number.

The Junior Showmanship classes are as follows:

Pee Wee

(2 Years - Under 4 Years)

A parent, guardian, or adult must be present in the ring to assist children in the presentation of their dog and ensure that dogs are under control at all times. No placements will be given in this class. Each participant will get an award or ribbon.

Sub Jr

(4 Years - Under 6 Years)

A parent, guardian, or adult may be present in the ring and can assist children in the presentation of their dog and ensure that dogs are under control at all times. No placements will be made in this class. Each participant will get an award or ribbon.

Pre-Junior

(6 Years - Under 8 Years)

Children entered in this class must be able to control the dog they are handling. They will go in the ring without an adult. This class is to prepare the Junior for the licensed classes. The judge will give up to four placements when possible, and each participant will get an award or ribbon. However, children in the Pre-Junior class will not earn UKC Junior points, nor are they eligible to compete for the Best Junior Handler award.

Licensed Classes:

In the licensed classes, Juniors will earn placements and points towards the Top Junior rankings. Additionally, the first-place winners of each class will be eligible to compete for the Best Junior Handler award.

Novice Junior

(8 Years - Under 13 Years)

This class is for true beginners in the sport. A Junior Handler may compete at the Novice level until they are awarded a Best Junior Handler award over an Open Junior or an Open Senior, at which time they must move into the Open Junior class.

Open Junior

(8 Years - Under 13 Years)

This class is for any Junior Handler who wishes to enter and compete at the Open level. Once a Junior has competed at the Open level, they cannot compete at the Novice Level.

Novice Senior

(13 Years - 18 Years)

This class is for true beginners in the sport. A Junior Handler may compete at the Novice level until they are awarded a Best Junior Handler award over an Open Junior or an Open Senior, at which time they must move into the Open Senior class.

Open Senior

(13 Years - 18 Years)

This class is for any Junior Handler who wishes to enter and compete at the Open level. Once a Junior has competed at the Open level, they cannot compete at the Novice level. No person may continue to compete after December 31 of the year in which they turn 18.

If you are participating in a performance event in addition to Junior Showmanship, please be sure to check the Total Junior box. If you qualify in both your performance event and Junior Showmanship, you will get a special Total Junior award!

ENTERING THE SHOW RING

- Judges are generally looking for the Junior who looks at ease while in the ring and can show the best aspects of their dog with the least amount of effort. Always remember to breathe!
- As a Junior, you should be aware of how your actions and attitude affect others both inside and outside the show ring. It is important to be courteous and practice good sportsmanship.
- You will need to be knowledgeable about the dog you are handling. You need to be able to answer questions related to the dog, so it is always a good idea to check over the breed standard.
- Remember that bait is only allowed in the ring at the choice of the judge. Be sure to check whether or not the judge allows bait before entering the ring. Bait is not allowed in any performance rings.
- Do not feed your dog while the judge is examining your dog.

The following items will be judged in the licensed Junior Showmanship classes:

- Presenting the dog in a stacked position appropriate to the individual dog
- Showing the dog's bite as part of the judging process
- Moving the dog with the class
- Moving the dog individually in a pattern
- Answering general dog-related questions on canine anatomy, health, or handling
- Answering breed-specific questions about the dog you are handling, including questions about the

history of the breed

The questions asked by judges will vary based on the approximate age of the handlers in the class they are judging. For example:

Pee Wees & Sub Juniors should know simple things and be able to point to them, such as the dog's nose, ears, tail, and paws. They may be asked how many paws, ears, eyes, tails, and so on a dog has, or to identify the colors of their dog.

Junior and Senior participants should have much more knowledge and be able to answer age-appropriate questions, such as these:

Examples of general breed-specific questions:

1. What breed of dog do you have?
2. How old is your dog?
3. What is the purpose of this breed? (For example, breeds in the Gun Dog group are meant to hunt, dogs in the Herding group are meant to practice herding, and so on.)
4. What is the difference between a major, minor, and a disqualifying fault?

Be able to state at least one example of a minor, major, and disqualifying fault. They vary by breed, so be sure to know at least a couple for your own breed.

Minor Fault: A minor fault is not very serious, but the judge will consider it when judging your dog against others.

Example: Too light or dark eyes for breed standard; not ideal placement of ears.

Major/Serious Fault: A major fault is cause for a dog to be excluded from placements.

Example: Lack of pigment on the nose

Disqualifying Fault: A disqualifying fault is serious enough to dismiss the dog from the competition.

Example: Albinism



Q: What is a normal temperature for a dog?

A: **99.5-102.50F degrees.**

Q: What type of vaccination is required for your dog to be licensed?

A: **Rabies**

Q: What are parasites?

A: **A parasite is an organism that lives on or in a host organism and gets its food from or at the expense of its host.**

Study Up!

Can you name some examples of internal and external parasites?

Internal: Heartworm, Hookworm, Ringworm, Roundworm, Tapeworm, and Whipwork.

Non-worm Internal Parasites: Coccidia, Giardia, and Spirochetes.

External Parasites: Fleas, Ticks, Lice, and Mites

Q: What is heartworm?

A: **Heartworm is a potentially deadly parasite that is transmitted only by mosquitoes.**

ENTERING THE SHOW RING

You are likely to hear the following terms used in the ring.

Bait: Any item used to gain the dogs attention or used to show expression and animation.

Bite: The relative position of the upper and lower teeth when the jaws are closed, including scissors, level, undershot, or overshot.

Face Front: Setting the dog up so the front of the dog is facing the judge.

Face Rear: Setting the dog up so the rear of the dog is facing the judge.

Free Stack: To allow your dog to position themselves and stand in a natural state.

Gait: The speed of the dog while moving. Note: Dogs should be gaited at their optimal speed, which varies by breed and size.

Gaiting Pattern: The path along which the handler moves the dog so the judge may evaluate the dog's movement. The judge will decide which gaiting pattern is used.

Go Around: An instruction from the judge to gait your dog around the ring.

Relax: Stop, take a breath, rest.

PERFORMANCE EVENTS

Junior participants can handle dogs in Performance events as well as Conformation shows. Junior handlers can earn Junior points in Obedience, Rally Obedience, and Agility, but may participate in UKC's wide variety of additional sports.

Junior handlers will earn participation points for competing in Obedience, Rally Obedience, and Agility, even if you do not earn a qualifying score. However, more points will be awarded for qualifying scores, and even more additional points will be given to the winner of the High Scoring Junior Award.

Performance events are usually more training-intensive than conformation, and are a great way to strengthen the bond between you and your dog! Please note that Junior handlers must follow the official UKC rules for any sport in which you are participating.

AGILITY

Agility is an obstacle course run against time by a dog-and-handler team. The handler directs the dog off-leash through the course without touching the dog or the obstacles. Obstacles may include jumps, tunnels, weave poles, an A frame, and more!

Agility is a very fast-paced and exciting sport - it is very different from the traditional formality in Obedience. Performances in Agility will be fun, enthusiastic, and centered on the partnership between the dog and handler.



RALLY OBEDIENCE

A Rally Obedience course is made up of many instructional signs placed inside the ring. Each sign will list a required exercise, like "Left Turn." Following the directions with your dog will lead you through the course.

As you move through the course, your dog will move with you in heel position. In the first level of Rally, your dog can remain on-leash. You'll be able to communicate with your dog during the performance.

In order to qualify, you and your dog will need to correctly perform the exercises on the signs and finish the course within the given time limit.

OBEDIENCE

In traditional Obedience, the dog and handler will perform various pre-defined Obedience exercises. The Obedience judge will evaluate and score your execution of these exercises.

The exercises are somewhat more complicated than those in Rally Obedience, and will require that only specific commands be given at specific times. Your dog will not be on-leash in most Obedience classes.

Often considered one of the more challenging dog sports, Obedience is a very rewarding event to participate in.



MORE FUN UKC PERFORMANCE EVENTS FOR YOU AND YOUR DOG!

Dock Jumping: In Dock Jumping, you will throw a toy or other retrieve object from the end of a dock, and the distance your dog jumps into the water will be measured.

Drag Racing: Drag Racing is a fast-paced racing sport for Terrier breeds and other breeds no taller than 18” at the withers.


Lure Coursing: Lure Coursing is a racing sport for Sighthound breeds, but other breeds may compete in Lure Coursing Aptitude Tests.

Nosework: Nosework is a sport centered around your canine’s use of their nose! In this sport, dogs will search areas to find a hidden odor. Essential oils are used for the target odors.

Precision Coursing: Precision Coursing is a fun coursing event where your dog races against the clock to complete a pre-designed racecourse.

Weight Pull: Dogs competing in Weight Pull are doing just what it sounds like - pulling a weighted cart within a set amount of time.

SPOT: Otherwise known as the Socialized Pet Obedience Test, the SPOT test is a test consisting of 10 stations designed to show that your dog knows how to interact with their surroundings and community in a well-mannered way.



TOTAL JUNIOR

Junior handlers participating in both Junior Showmanship and a performance event on the same day are eligible for the Total Junior award. Total Junior awards signify prestige and your ability to work with dogs in more than one event type.

In order to earn a Total Junior award, it will be necessary to win a placement in Junior Showmanship over another junior handler. This is considered a win with competition.

It will also be necessary to earn a qualifying score in any performance event listed above, except Precision Coursing, which does not count as a Total Dog or Total Junior event. You don't need to earn a placement or award in your performance event - you only need to earn a qualifying score.

Total Junior wins are counted as part of the Top Junior Standings. Total Juniors represent the UKC philosophy of the Total Dog and dogs that do more.

GLOSSARY OF TERMS

A

Abdomen: The belly or undersurface between the chest and hindquarters.

Almond Eyes: An elongated eye-shape, describing the tissue surrounding the eye itself.

Angulation: The angles between adjoining bones as in the angle between the scapula (shoulder blade) and the humerus (upper arm) or between the pelvis (hip bone) and the femur (thigh bone).

Arm: The anatomical region between the shoulder and the elbow, including the humerus and associated tissues. Sometimes called the "upper arm".

B

Back: The area of a dog's body extending from from the withers to the croup.

Balance: The relationship and ratio of the various parts of the dog. When a dog is described as balanced, all parts of the dog produce a harmonious image whether moving or standing.

Barrel: The area between the forelegs and the loin.

Barrel Chest: A rib cage that is round rather than oval. Also referred to as barrel ribbed.

Bicolor: A coat with two colors which are separately defined, such as black and tan or red and white.

Bitch: A female canine.

Bite: The relative position of the upper and lower teeth when the jaws are closed, including scissors, level, undershot or overshot.

Blanket: A color pattern. A black marking over the back that extends from neck to tail.

Blaze: A white stripe running up the center of the face, usually between the eyes.

Blenheim: A specific color pattern of red or chestnut markings over a white background. The red on the head must extend around the eyes as well as down over the ears such as the Cavalier King Charles Spaniel.

Body Length: Distance from the sternum (breastbone) to the buttocks.

Brindle: A color pattern in which black pigment is layered in regions of lighter color (usually tan) producing a tiger-striped pattern. Or light pigment layered on a dark background.

Brisket: Usually refers to the sternum, but in some standards, it refers to the entire thorax.

Brows: The ridges formed above the eyes by frontal bone contours.

Butterfly Nose: A partially unpigmented nose.

C

Canines: The two upper and two lower large, conical pointed teeth lateral to the incisors and anterior to the premolars.

Carpals: Bones of the wrist.

Cat Foot: Round, compact foot, with well-arched toes, tightly bunched or close-cupped.

Character: Expression, individuality, and general appearance as considered typical of a breed.

Chest: The part of the body or trunk that is enclosed by the ribs; the thoracic cavity.

Chops: Jowls or pendulous flesh of the lips and jaw.

Close-Coupled: Comparatively short from last rib to the commencement of the hindquarters; occasionally used to characterize a comparative shortness from withers to hipbones.

Coat: The dog's hair covering.

Cobby: Short-bodied dog that is thickset or stocky

Compact: Term used to describe the firmly joined union of various body parts.

Condition: Health as shown by the coat, state of flesh, and overall appearance.

Covering Ground: The distance traveled by a dog with each stride as it gaits.

Cow Hocked: Hocks turning in, accompanied by toeing out of rear feet.

Crabbing: Dog moves with his body at an angle to the line of travel. Also referred to as "sidewinding".

Cranium: The skull. That part of animal bony skeleton that contains the brain.

Crest: The upper, arched portion of the neck.

Crossing Over: Unsound gaiting action which starts with twisting elbows and ends with crisscrossing and toeing out.

Croup: The region of the pelvic girdle, formed by the sacrum and surrounding tissue.

Crown: The dorsal (top) part of the head; the top skull.

Cryptorchid: The adult male whose testicles are abnormally retained in the abdominal cavity. Bilateral cryptorchidism involves both sides; that is, neither testicle has descended into the scrotum. Unilateral cryptorchidism involves one side only; that is, one testicle is retained or hidden, and one descended.

D

Dam: The female parent.

Dentition: The tooth structure in the mouth. Complete dentition consists of forty-two adult teeth, including incisors, canines, premolars, and molars.

Depth of Chest: An indication of the volume of space for heart and lungs. The elbow is commonly used as a reference point to measure the depth of chest (i.e., above, at the level, or below).

Dewclaw: An extra claw of functionless digit on the inside of the leg; a rudimentary fifth toe.

Dewlap: Loose, pendulous skin under the throat and neck.

Dish-faced: Slight concaveness of foreface when viewed in profile.

Disqualification: A decision made by a judge when a dog's actions or condition make it ineligible for any further competition under the UKC Rules or the standard for its breed.

Dog: A male dog, also used collectively to designate both male and female.

Domed: Evenly rounded in top skull; convex instead of flat.

Down in Pastern: Weak or faulty pastern (metacarpus and/or metatarsus) set at an incorrect angle.

Drive: A solid thrusting of the hindquarters, denoting sound locomotion.

Dry Neck: A neck free of excess flesh.

E

East-West Front: Incorrect positioning that causes the feet to turn outwards.

Elbow: The posterior region of the articulation between the arm (humerus) and forearm (ulna).

Elbows Out: Turning out or off from the body, not held close.

Entropion: A genetic condition that results in the turning in of the upper or lower eyelid, potentially resulting in corneal ulceration.

Even Bite: See level bite.

Ewe Neck: A thin neck with a concave arch.

Expression: The general appearance of all features of the head.

F

Femur: Thigh bone. Extends from hip to stifle.

Fibula: One of the two bones of the leg (i.e., the “lower” thigh, second thigh, or lower leg). The other bone is the tibia.

Fiddle Front: Forelegs out at the elbow, pasterns close, and feet turned out.

Flag: A long tail carried high or feathering on tail.

Flank: The side of the body between the last rib and the hip. The Coupling.

Flews: Upper lip pendulous, particularly at the inner corners.

Forearm: The portion of the forelimb between the arm (humerus) and the wrist (carpals) including the radius and the ulna.

Foreface: The muzzle.

Forequarters: The combined front assembly of the dog, including the shoulder, upper arm, forearm, pastern, and foot.

Fringe: The collection of long hair typically found on the tail, belly, chest and/or ears.

Front: The forepart of the body as viewed head on; i.e., forelegs, chest, brisket, and shoulder line.

Frontal Bone: The forehead.

G

Gait: The pattern of footsteps at various rates of speed, each pattern distinguished by a particular rhythm at the footfall.

Gallop: Fastest of the dog gaits, has a four-beat rhythm and often an extra period of suspension during which the body is propelled through the air with all four feet off the ground.

H

Hare Foot: An elongated foot with the two center toes being longer than the side toes.

Harlequin: A color pattern with patches of black or bluish grey on a white background.

Haw: A third eyelid or nictitating membrane on the medial (inside) corner of the eye.

Head Planes: Viewed in profile, the contours of the dorsal (top) portion of the skull from occiput to stop, and of the foreface from stop to tip of nose. Usually spoken of in relation to one another, i.e., parallel, diverging, converging.

Height: Vertical measurement from the withers to the ground; referred to usually as shoulder height. See Withers.

Hindquarters: Rear assembly of dog (pelvis, thighs, hocks and paws).

Hock: The tarsus or collection of bones of the hind leg forming the joint between the second tibia thigh and the metatarsus; the dog's true heel. Hocks well let down: Hock joints close to the ground.

Honorable Scars: Scars from injuries suffered as a result of work.

Humerus: The bone of the upper arm.

I

Incisors: The six upper and six lower front teeth between the canines. Their point of contact form is the "bite".

J

Jowls: Flesh of lips and jaws.

K

Knee: See Stifle.

Knuckling Over: Faulty structure of corpus (wrist) joint allowing it to flex forward under the weight of the standing dog.

L

Layback: The angle of the shoulder blade as compared with the vertical plane viewed from the side (laterally).

Leather: The flap of the ear; the outer ear supported by cartilage and surrounding tissue.

Level Bite: When the front teeth (incisors) of the upper and lower jaws meet exactly edge to edge. Sometimes referred to as a pincer bite.

Level Gait: Dog moves without rise or fall of withers.

Loaded Shoulders: Excessive development of the muscles associated with the shoulder blades (scapula).

Loin: The region of the body associated with the lumbar portion of the vertebrae column (i.e., posterior to the ribs and anterior to the pelvic girdle).

M

Mandible: The bone of the lower jaw.

Maxilla: The bone of the upper jaw.

Merle: A coat with a lighter ground color covered with patches or spots of two-colored hair. Examples are blue merle and red merle.

Metatarsus: Rear pastern.

Monorchid: A unilateral cryptochid.

Moving Close: Describes the rear action of a dog when the hocks are excessively close to each other when the dog gaits.

Multi-Colored: Having more than one color over the entire body.

Muzzle: The head in front of the eyes - nasal bone, nostrils, and jaws. Foreface.

N

Non-Variety: A breed in which there is only one phenotype recognized.

O

Occiput: Dorsal, posterior point of the skull.

Out at Elbows: Elbows turning out from the body as opposed to being held close.

Overreaching: An imbalance in angulation when the rear legs reach beyond the paw print of the front feet, usually resulting in crabbing.

Overshot: The incisors of the upper jaw projecting beyond the incisors of the lower jaw, thus resulting in a space between the respective inner and outer surfaces.

Oval Foot: Spoon-shaped foot. Though like a cat foot, the center toes are slightly longer, which leaves an oval impression on the ground.

P

Pace: A lateral gait where the left foreleg and left hind leg advance in unison followed by the right foreleg and right hind leg.

Padding: A compensating action when the front feet flip upward in a split-second delaying action to coordinate with the longer stride from behind.

Paddling: A gait in which the pasterns and feet perform circular and exaggerated motion, turning or flicking outwards at the end of each step.

Pads: Tough, shock-absorbing projections on the underside of the feet. Soles.

Parti-Color: Two or more definite well-broken colors, one of which must be white.

Pastern: Commonly recognized as the region of the foreleg between the carpus or wrist and the digits, i.e., the metacarpus; rear - between hock (tarsus) and digits.

Pelvis: Hip bones, each consisting of three fused bones: an anterior ilium, a ventral pubis, and a posterior ischium; combined with sacrum forming the pelvic girdle.

Piebald: A color pattern of pigmented irregular patches or spots over a white background of hair.

Pigeon-Breasted: A narrow chest.

Pigeon-Toed: Feet that turn inwards.

Phenotype: Visible characteristics of a dog's genetic makeup (genotype).

Points: Color on face, ears, legs and tail when correlated - usually white, black or tan.

Pounding: A dog's stride when the forefeet strike the ground hard before the rear stride is expended.

R

Radius: The main weight-supporting bone of the forearm.

Rangy: Tall, long in body, high on leg, often lightly framed.

Reach: Length of forward stride taken by forelegs.

Rear Pastern: The metatarsus, the region of the hindquarters between the hock (tarsus) and the foot (digits).

Rib Cage: The collection of paired ribs, cartilage, sternum, and associated tissue that define the thoracic region.

Roach Back: A convex curvature of the back involving thoracic and lumbar regions.

Roan: A color resulting in the mixing of white and colored hair.

Rolling Gait: Swaying, ambling action of the hindquarters when moving.

Roman Nose: A muzzle that is convex between the nose and the stop.

S

Saber Tail: A tail with a slight curve or sickle shape that is carried upward.

Saddle: A black marking over the back.

Scapula: Anatomical term for the shoulder blade.

Scissors Bite: A bite in which the outer side (anterior portion) of the lower incisors touches the inner side (posterior portion) of the upper incisors.

Second Thigh: The part of the hindquarter from the stifle to the hock including the tibia and fibula.

Sickle Hocked: When the rear pastern is not perpendicular to the ground, but rather slopes forward so that the foot is not directly below the hock joint.

Shoulder: Where the shoulder blade (scapula) meets the upper arm (humerus).

Sire: The male parent.

Slab-Sided: Flat ribs with too little spring from the spinal column.

Snipy: A pointed, weak muzzle, lacking breadth and depth.

Snow Nose: A condition that causes the nose or parts of it to lose pigment and become noticeably lighter in the winter months.

Solid Color: One color that encompasses the entire body.

Soundness: True, efficient movement.

Spanning: A way of verifying the compressibility of the chest/ribs of specific terrier breeds.

Splayfoot: A flat foot with toes spreading. Open foot, open-toed.

Spring of Ribs: Curvature of ribs for heart and lung capacity.

Square Body: A dog whose measurements from withers to the ground equals that from forechest to the buttocks.

Stack: A pose as to make the most of the dog's appearance for the show ring.

Standard: A description of the ideal dog of each recognized breed, to serve as a guideline by which dogs are judged.

Sternum: Breastbone.

Stifle: The joint of the hind leg between the thigh (femur) and the second thigh (tibia). The dog's knee.

Stop: The area between the eyes where the nasal bones and cranium meet.

Straight Hocked: Lacking angulation at the hock joints.

Straight in Pastern: Little or no bend at the wrist.

Straight Shoulders: The shoulder blades rather straight up and down, as opposed to sloping or "well laid back."

Substance: The amount of bone.

Swayback: Concave curvature of the vertebrae column between the withers and the hipbones.

T

Tail Set: How the base of the tail sets on the croup.

Thigh: The hindquarters from hip to stifle.

Throatiness: An excess of loose skin under the throat. Sometimes referred to as a dewlap.

Ticked: Small, isolated areas of black or colored hairs on a white ground.

Topline: Historically used to describe the top of the head to the base of the tail, but over time has evolved to describe the dog's outline from the withers to the croup. Sometimes referred to as backline.

Tri-color: A coat that has three-colors, usually white, black and tan.

Trot: A rhythmic two-beat gait in which the feet at diagonally opposite ends of the body strike the ground together; i.e., right hind with left front and left hind with right front.

Tuck-Up: The underline of the loin that rises from the end of the ribcage to the hindquarters.

Type: The characteristic qualities distinguishing one breed to another. When a dog is ‘typey’ it embodies the essential characteristics of the breed.

U

Ulna: The narrower of the two bones that form the forearm.

Underline: The combined contours of the brisket and the abdominal floor.

Undershot: The front teeth (incisors) of the lower jaw overlapping or projecting beyond the front teeth of the upper jaw when the mouth is closed.

Unsound: A dog incapable of performing the functions for which it was bred. Or, poor movement.

Upper Arm: The humerus or bone of the foreleg, between the shoulder blade and the forearm and associated tissues.

V

Variety Breed: A breed in which there are two or more phenotypes recognized within the breed.

W

Walk: Gaiting pattern in which three legs are always in support of the body, each foot lifting from the ground one at a time in regular sequence.

Web Foot: Well developed and strong webbing between the toes, typically found in some retrieving or northern breeds.

Weedy: A body that is underdeveloped or without sufficient substance.

Well-Balanced: See balance.

Withers: The region defined by the dorsal portions of the spinous processes of the first two thoracic vertebrae and flanked by the dorsal (uppermost) portions of the scapulae.

Wry Mouth: Asymmetrical alignment of the jaws.

Z

Zygomatic Arch: The bony arch at the outer border of the eye socket and union of the cheekbone.

For more information about the UKC Junior Program, contact the All-Breed Sports department by phone at (269) 343-9020 or by email at juniors@ukcdogs.com